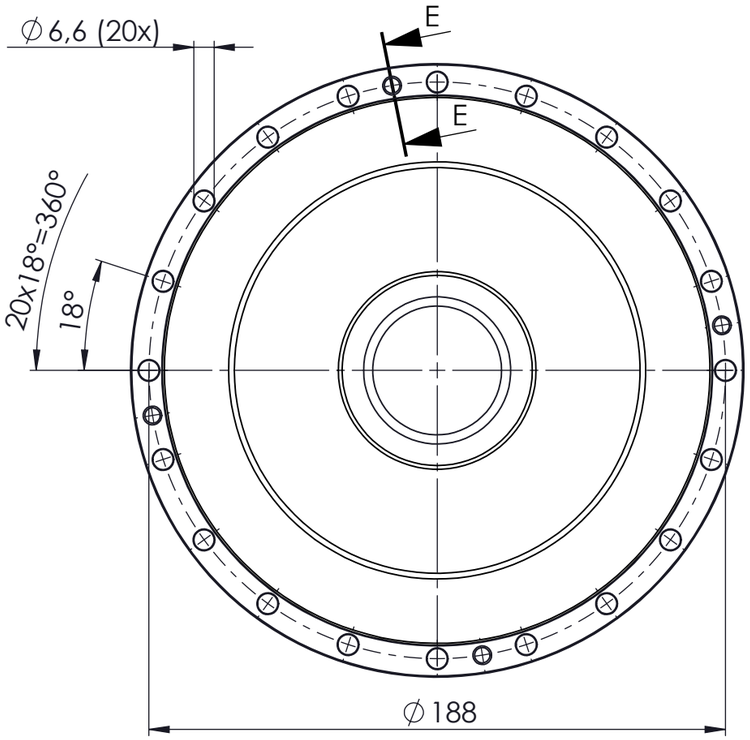


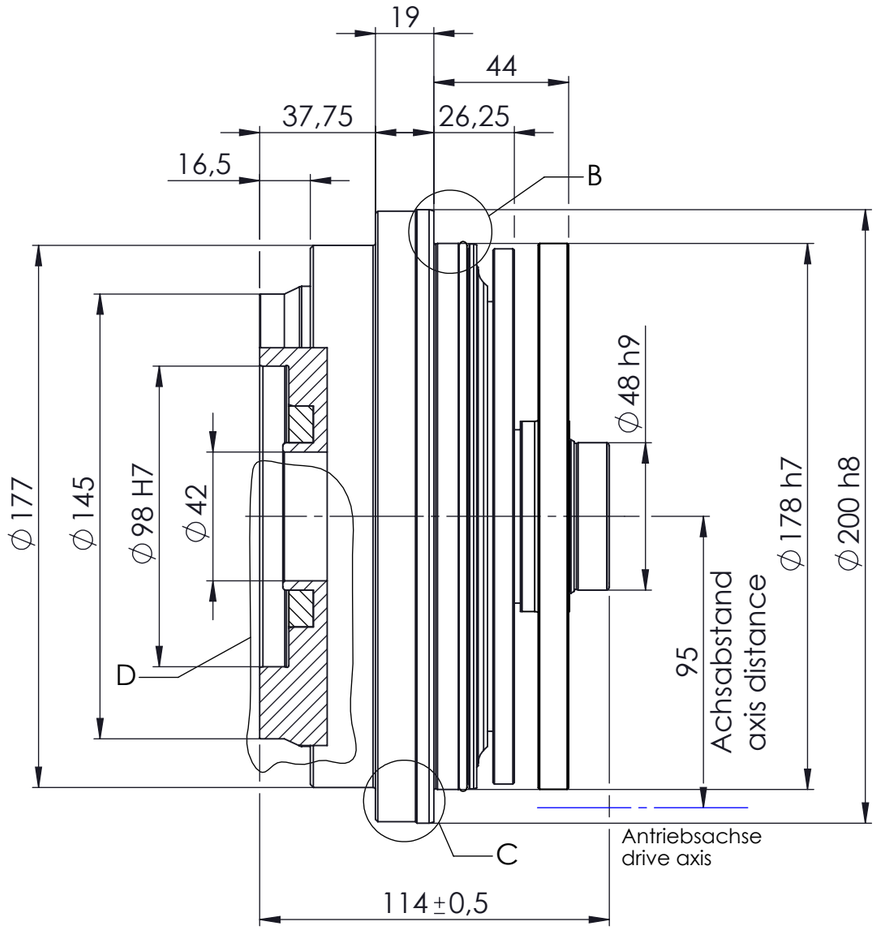


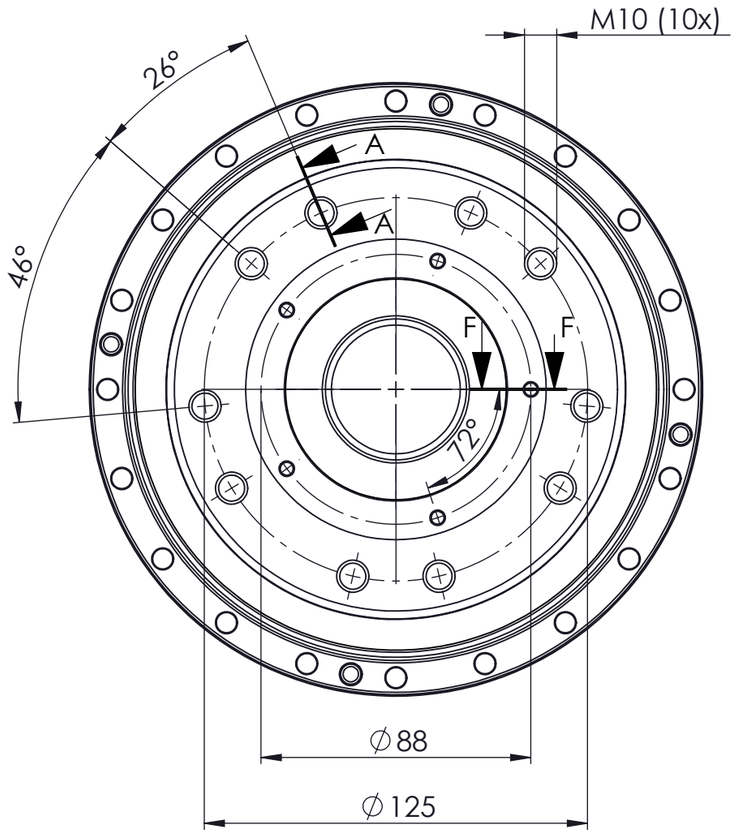


DETAIL D
MAßSTAB 1 : 1

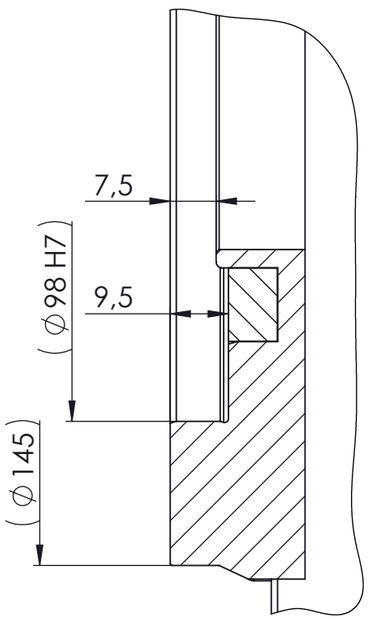


DETAIL B
MAßSTAB 1 : 1

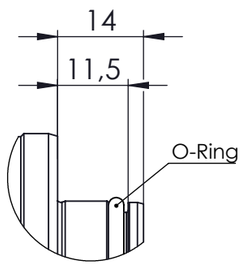


SCHNITT A-A
MAßSTAB 1 : 1

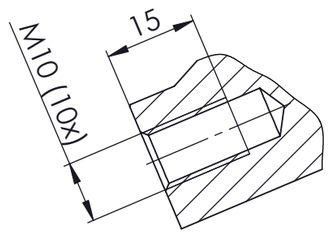


SCHNITT F-F
MAßSTAB 1 : 1

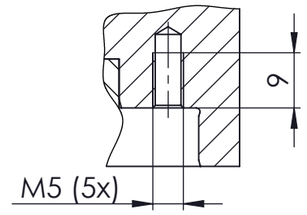


10x für Schutzhülse
10x for protective sleeve

DETAIL C
MAßSTAB 1 : 1

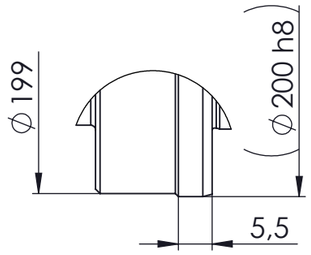


SCHNITT E-E
MAßSTAB 1 : 1

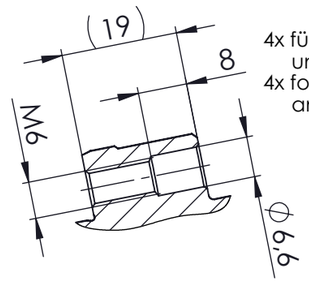


4x für Handhabung
und Demontage
4x for handling
and dismantling

| Idx | Änderungs-Nr. | Datum | Name |
|---|---|---|---|
| | | | |

| | Datum | Name |
|---|---|---|
| gez. | 20.08.2019 | AU |
| gepr. | 20.08.2019 | FK |
| Konstr. | 10.04.2017 | FK |
| Prod.T. | | |
| Qual.S. | | |
| Mont. | | |

C A D

Oberfläche-Surface DIN ISO 1302
Allgemeintoleranzen
General Tolerances ISO 2768-mK

Werkstückkanten DIN6784
Edges of working parts -0.4 +0.4

melior motion® Passion for precision.

Datei
File 080H-KS3-SM-01

Maßstab
Scale 1:2

Teile-Nr.
Part. No.

Werkstoff
Halbzeug
Rohteil-Nr.

Material

Masse
Mass

Benennung
Title

PSC080-H-E-XXX-X-XX-F-0

Einbausatz Hohlwelle - KS3

Zeichnungs-Nr.
Drwg.No.
C0080-021-3A01

Blatt-Page
1 / 1

Ers.f.
Repl.

Ers.d.
Repl. by

Schutzvermerk nach DIN34 beachten. Copyright reserved.

V:\Stephan-3D\C0\New_Design H\080H-KS3-SM-01

Zeichnung mit Solid Works erstellt